

Bond Fund (London Capital)



Fixed income

Fund facts

as at June 30, 2010

Fund code: LLBON

Asset class: Fixed income

Asset category: Canadian Bond

Fund inception date: December 1961

Segregated fund size: \$2163.9 million

Underlying fund: n/a

Underlying fund size: n/a

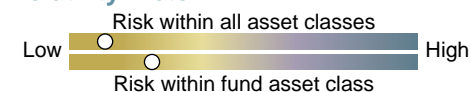
Yield to maturity: 3.19%

Duration: 6.13

Total fund operating expenses

2009	2008	2007
0.030%	0.031%	0.011%

Volatility meter



Investment advisor

London Capital Management Ltd.

Who is London Capital Management Ltd.?

- More than 45 years of experience
- A subsidiary of London Life Insurance Company
- Over \$13 billion assets under management as at December 31, 2009

Investment management style

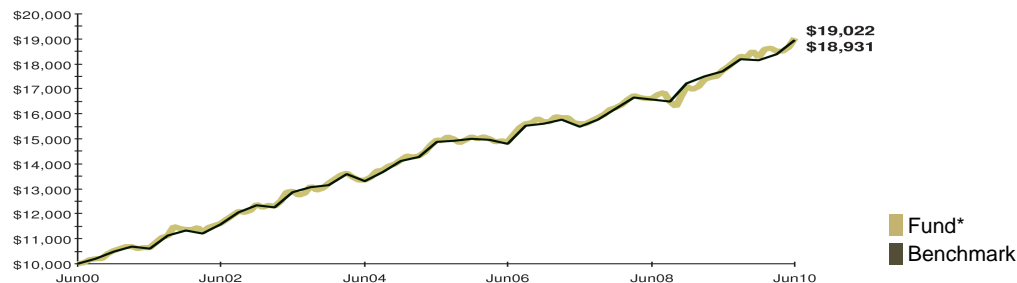
London Capital's disciplined investment process includes monitoring the aggregate portfolio in a fund to ensure that it emphasizes the target attributes, ensuring style consistency. The firm applies its disciplined style and process to balanced, fixed income and equity portfolios, with a goal of superior performance over the long term.

Fund objective

To provide interest income and the potential for moderate capital appreciation. This Fund invests primarily in government and high quality corporate bonds.

Historical performance as at June 30, 2010

This graph shows how a \$10,000 investment in this fund would have changed in value compared with the benchmark: 100% DEX Universe



Compound returns as at June 30, 2010

	3 Mth	1 Year	2 Year**	3 Year**	4 Year**	5 Year**	10 Year**
Fund*	2.79%	7.21%	7.00%	6.86%	6.36%	4.92%	6.64%
Benchmark	2.94%	6.87%	6.94%	6.90%	6.36%	4.91%	6.59%

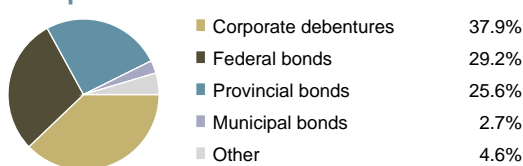
** Stated on an annualized basis

Calendar year returns

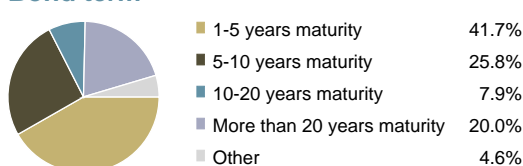
	YTD 2010	2009	2008	2007	2006	2005
Fund*	4.16%	6.76%	5.16%	3.59%	4.15%	6.43%
Benchmark	4.22%	5.41%	6.40%	3.70%	4.03%	6.46%

* Any performance shown prior to the fund's inception date is that of the underlying fund and is considered representative of this fund's performance.


Composition



Bond term



Credit quality



Top holdings as at June 30, 2010

Canada Housing Trust, 2.70%, Dec/15/2013	3.2%
Canada Housing Trust, 4.80%, Jun/15/2012	2.7%
Gov't of Canada, 5.75%, Jun/1/2033	2.2%
Province of Ontario, 4.70%, Jun/2/2037	2.1%
Province of Quebec, 4.50%, Dec/1/2019	1.9%
Gov't of Canada, 3.00%, Jun/1/2014	1.9%
Canada Housing Trust, 3.95%, Dec/15/2011	1.9%
Province of Ontario, 4.40%, Jun/2/2019	1.8%
Canada Housing Trust, 4.55%, Dec/15/2012	1.7%
Canada Housing Trust, 3.15%, Jun/15/2014	1.7%
Total	21.1%

The Great-West Life Assurance Company and key design are trademarks of The Great-West Life Assurance Company, used under licence by London Life and Canada Life for the promotion and marketing of insurance products. The fund operating expenses displayed do not include applicable taxes. The indicated fund performance reflects changes in unit value and reinvestment of all distributions and are after deduction of all fund operating expenses and applicable taxes, but before the deduction of investment management fees and applicable taxes. The historical performance shown is that of the London Life segregated fund or the underlying third-party fund. Performance data is provided for illustrative purposes only and represents past performance, which is not necessarily indicative of future performance. For more information on the fund and its holdings, call Access Line.