



## Fund facts

as at June 30, 2010

**Fund code:** LLDIV

**Asset class:** Balanced

**Asset category:** Canadian Balanced

**Fund inception date:** January 1988

**Segregated fund size:** \$1716.0 million


**Underlying fund:** n/a

**Underlying fund size:** n/a

## Total fund operating expenses

2009	2008	2007
0.032%	0.031%	0.017%

## Volatility meter



## Investment advisor

London Capital Management Ltd.

## Who is London Capital Management Ltd.?

- More than 45 years of experience
- A subsidiary of London Life Insurance Company
- Over \$13 billion assets under management as at December 31, 2009

## Investment management style

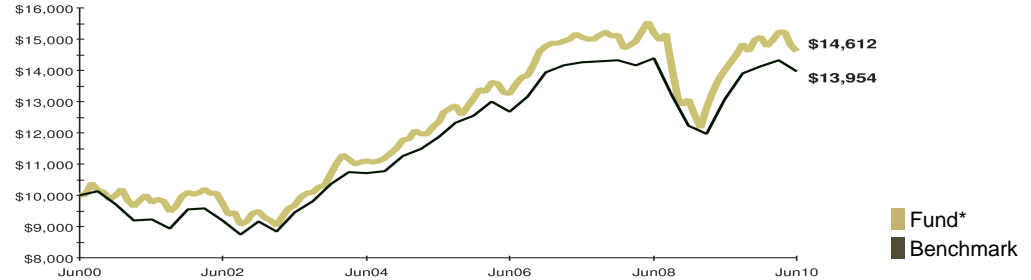
London Capital's disciplined investment process includes monitoring the aggregate portfolio in a fund to ensure that it emphasizes the target attributes, ensuring style consistency. The firm applies its disciplined style and process to balanced, fixed income and equity portfolios, with a goal of superior performance over the long term. The firm's equity management style is growth at a reasonable price.

## Fund objective

To provide long-term capital and income growth. This Fund invests in certain London Life funds to achieve a broad range of diversification. The underlying funds include Canadian and foreign stocks, Canadian bonds and mortgages.

## Historical performance as at June 30, 2010

This graph shows how a \$10,000 investment in this fund would have changed in value compared with the benchmark: 30% S&P/TSX Composite Index, 12.5% S&P 500, 12.5% MSCI EAFE, 40% DEX Universe, 5% DEX 91 Day T-Bill



## Compound returns as at June 30, 2010

	3 Mth	1 Year	2 Year**	3 Year**	4 Year**	5 Year**	10 Year**
Fund*	-4.10%	4.40%	-1.93%	-1.04%	2.44%	3.41%	3.87%
Benchmark	-2.56%	6.75%	-1.54%	-0.75%	2.43%	3.31%	3.39%

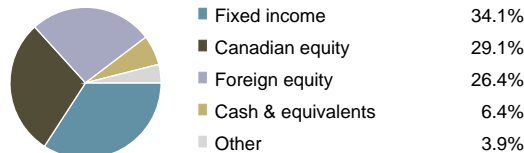
\*\* Stated on an annualized basis

## Calendar year returns


	YTD 2010	2009	2008	2007	2006	2005
Fund*	-3.01%	15.40%	-13.76%	2.54%	12.65%	11.42%
Benchmark	-1.24%	15.51%	-14.55%	2.70%	11.21%	11.20%

\* Any performance shown prior to the fund's inception date is that of the underlying fund and is considered representative of this fund's performance.

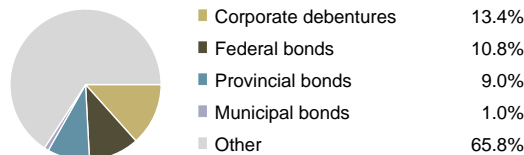
## Composition



## Equity industry



## Bond composition



## Top holdings as at June 30, 2010

Top Holding	Percentage
London Life Bond (LC)	35.2%
London Life Canadian Equity (LC)	30.1%
London Life Intl Equity (JPM)	14.0%
London Life U.S. Equity (LC)	13.5%
London Life Money Market (LC)	4.1%
London Life Mortgage (LC)	3.1%
<b>Total</b>	<b>100.0%</b>

The Great-West Life Assurance Company and key design are trademarks of The Great-West Life Assurance Company, used under licence by London Life and Canada Life for the promotion and marketing of insurance products. The fund operating expenses displayed do not include applicable taxes. The indicated fund performance reflects changes in unit value and reinvestment of all distributions and are after deduction of all fund operating expenses and applicable taxes, but before the deduction of investment management fees and applicable taxes. The historical performance shown is that of the London Life segregated fund or the underlying third-party fund. Performance data is provided for illustrative purposes only and represents past performance, which is not necessarily indicative of future performance. For more information on the fund and its holdings, call Access Line.