



Fund facts

as at June 30, 2010

Fund code: GEMB

Asset class: Foreign equity

Asset category: Global Equity

Fund inception date: May 2002

Segregated fund size: \$27.0 million


Underlying fund: McLean Budden Global Equity

Underlying fund size: \$1031.2 million

Total fund operating expenses

2009	2008	2007
0.051%	0.064%	0.061%

Volatility meter



Equity style and capitalization overview

	Value	Core/GARP	Growth
Large			
Mid			
Small			

Investment advisor

McLean Budden

Who is McLean Budden?

- Founded in 1947
- Offices located in Toronto, Montreal, Vancouver and Chicago
- Over \$35 billion in assets under management as at December 31, 2009

Investment management style

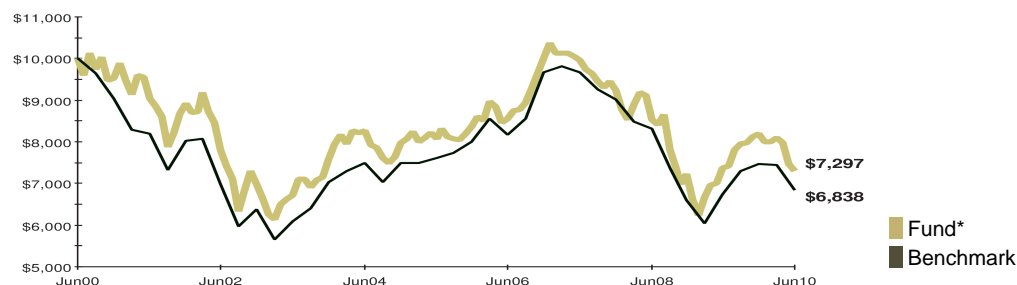
The firm's equity management style focuses on security selection to add most of the value. Companies with earnings stability, strong management teams and sound balance sheets are emphasized in their growth equity portfolios. Companies relatively undervalued with healthy balance sheets, and exhibiting a catalyst for revaluation are favoured in the firm's value equity portfolio.

Fund objective

To provide investors with superior capital growth over the long-term. The Fund invests primarily in the stocks of 40 to 50 U.S. companies selected from the S&P 500 Index, and in 40 to 50 American Depository Receipts. Companies are chosen for growth potential, where the expected earnings growth is faster than that for the overall market.

Historical performance as at June 30, 2010

This graph shows how a \$10,000 investment in this fund would have changed in value compared with the benchmark: 100% MSCI World



Compound returns as at June 30, 2010

	3 Mth	1 Year	2 Year**	3 Year**	4 Year**	5 Year**	10 Year**
Fund*	-9.95%	-0.88%	-7.51%	-9.88%	-3.93%	-2.02%	-3.10%
Benchmark	-8.27%	1.38%	-9.32%	-10.91%	-4.32%	-2.14%	-3.73%

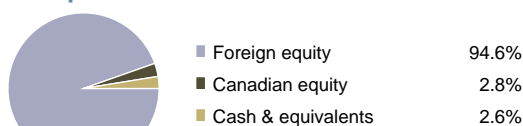
** Stated on an annualized basis

Calendar year returns

	YTD 2010	2009	2008	2007	2006	2005
Fund*	-10.90%	13.31%	-21.74%	-7.81%	19.64%	4.86%
Benchmark	-8.41%	13.19%	-26.94%	-6.62%	21.00%	6.65%

* Any performance shown prior to the fund's inception date is that of the underlying fund and is considered representative of this fund's performance.


Composition



Equity industry



Geographic split



Top holdings as at June 30, 2010

Merck & Company	2.1%
Exxon Mobil	2.0%
Roche Holdings	2.0%
Microsoft	1.9%
HSBC Holdings PLC	1.7%
Novartis AG	1.7%
Pfizer	1.7%
Pepsico Inc.	1.7%
BG Group PLC	1.6%
Vodafone Group PLC	1.6%
Total	18.1%

The Great-West Life Assurance Company and key design are trademarks of The Great-West Life Assurance Company, used under licence by London Life and Canada Life for the promotion and marketing of insurance products. The fund operating expenses displayed do not include applicable taxes. The indicated fund performance reflects changes in unit value and reinvestment of all distributions and are after deduction of all fund operating expenses and applicable taxes, but before the deduction of investment management fees and applicable taxes. The historical performance shown is that of the London Life segregated fund or the underlying third-party fund. Performance data is provided for illustrative purposes only and represents past performance, which is not necessarily indicative of future performance. For more information on the fund and its holdings, call Access Line.