



Fund facts

as at June 30, 2010

Fund code: DYPF

Asset class: Balanced

Asset category: Canadian Balanced

Fund inception date: March 1996

Segregated fund size: \$31.5 million

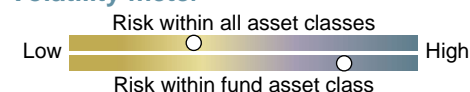
Underlying fund: Dynamic Focus +
Balanced Fund

Underlying fund size: \$1184.9 million

Total fund operating expenses

2009	2008	2007
0.119%	0.159%	0.168%

Volatility meter



Investment advisor

Dynamic Funds

Who is Dynamic Funds?

- An equity fund established in 1957
- Located in Toronto
- Over \$36 billion in assets under management as at December 31, 2009

Investment management style

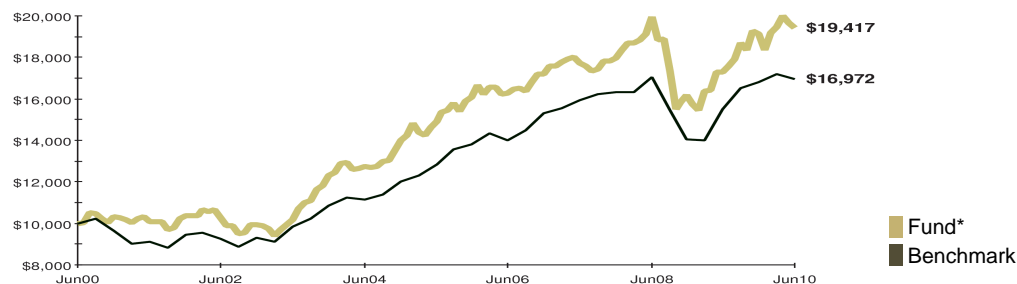
The equity portion of this Fund is managed by the firm's focus group using a concentrated portfolio and a long-term business ownership philosophy. The analytical process is geared toward estimating the intrinsic value of the business under consideration.

Fund objective

Seeks to maximize returns and provide long-term growth of capital consistent with preserving capital and providing income by investing primarily in a full range of equity and fixed-income securities

Historical performance as at June 30, 2010

This graph shows how a \$10,000 investment in this fund would have changed in value compared with the benchmark: 50% S&P/TSX Composite Index, 50% DEX Universe



Compound returns as at June 30, 2010

	3 Mth	1 Year	2 Year**	3 Year**	4 Year**	5 Year**	10 Year**
Fund*	-0.16%	12.16%	-1.38%	3.05%	4.51%	5.42%	6.86%
Benchmark	-1.28%	9.59%	-0.16%	2.16%	4.91%	5.77%	5.43%

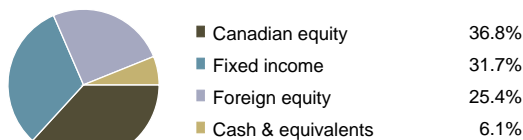
** Stated on an annualized basis

Calendar year returns

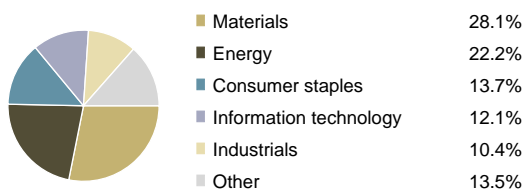
	YTD 2010	2009	2008	2007	2006	2005
Fund*	1.60%	18.28%	-10.02%	4.35%	7.00%	14.70%
Benchmark	0.88%	19.87%	-14.06%	6.82%	10.67%	15.14%

* Any performance shown prior to the fund's inception date is that of the underlying fund and is considered representative of this fund's performance.


Composition



Equity industry



Bond composition



Top holdings as at June 30, 2010

Gov't of Canada, 3.50%, Jun/1/2013	9.3%
Barrick Gold Corp.	6.1%
Gov't of Canada, 3.00%, Jun/1/2014	5.4%
Canadian Oil Sands Trust	3.9%
Intel	3.8%
Apple	3.7%
lamgold Corp.	3.5%
Allied Nevada Gold	3.1%
Procter & Gamble	3.1%
Total	41.9%

The Great-West Life Assurance Company and key design are trademarks of The Great-West Life Assurance Company, used under licence by London Life and Canada Life for the promotion and marketing of insurance products. The fund operating expenses displayed do not include applicable taxes. The indicated fund performance reflects changes in unit value and reinvestment of all distributions and are after deduction of all fund operating expenses and applicable taxes, but before the deduction of investment management fees and applicable taxes. The historical performance shown is that of the London Life segregated fund or the underlying third-party fund. Performance data is provided for illustrative purposes only and represents past performance, which is not necessarily indicative of future performance. For more information on the fund and its holdings, call Access Line.