



Fund facts

as at June 30, 2010

Fund code: DYCG

Asset class: Canadian equity

Asset category: Canadian Equity

Fund inception date: March 1996

Segregated fund size: \$135.2 million

Underlying fund: Dynamic Power


Canadian Growth Fund

Underlying fund size: \$1663.9 million

Total fund operating expenses

2009	2008	2007
0.129%	0.130%	0.150%

Volatility meter



Equity style and capitalization overview

	Value	Core/GARP	Growth
Large			
Mid			
Small			

Investment advisor

Dynamic Funds

Who is Dynamic Funds?

- An equity fund established in 1957
- Located in Toronto
- Over \$36 billion in assets under management as at December 31, 2009

Investment management style

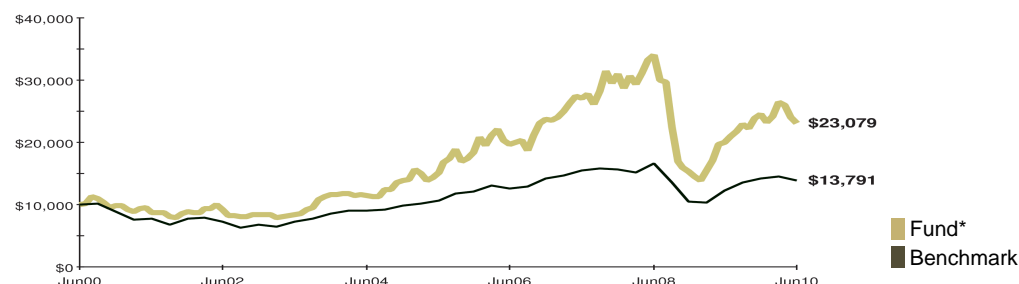
This Fund adopts a disciplined process that pinpoints companies with outstanding earnings growth. Earnings momentum identifies companies likely to provide superior investment performance. The process assesses the overall economy and then identifies key trends and patterns in corporate profitability. Companies with the strongest earnings growth then face detailed examination to determine if that growth will continue or accelerate.

Fund objective

Seeks to provide long-term capital growth. The Fund uses selective short selling which gives the Fund the opportunity to potentially enhance investment performance. The short position is limited to no more than 10 per cent of the net assets of the Fund.

Historical performance as at June 30, 2010

This graph shows how a \$10,000 investment in this fund would have changed in value compared with the benchmark: 100% S&P/TSX Composite Index



Compound returns as at June 30, 2010

	3 Mth	1 Year	2 Year**	3 Year**	4 Year**	5 Year**	10 Year**
Fund*	-12.76%	15.12%	-17.71%	-5.20%	4.15%	8.80%	8.72%
Benchmark	-5.51%	11.97%	-8.79%	-3.88%	2.17%	5.45%	3.27%

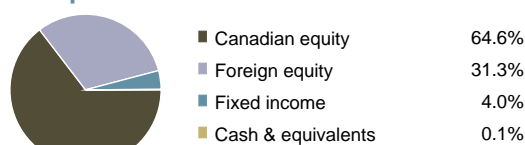
** Stated on an annualized basis

Calendar year returns


	YTD 2010	2009	2008	2007	2006	2005
Fund*	-5.59%	58.74%	-50.31%	30.42%	29.78%	31.91%
Benchmark	-2.54%	35.06%	-33.01%	9.82%	17.25%	24.11%

* Any performance shown prior to the fund's inception date is that of the underlying fund and is considered representative of this fund's performance.

Composition



Equity industry



Geographic split



Top holdings as at June 30, 2010

Allied Nevada Gold	n/a
Athabasca Oil Sands Corp.	n/a
Bank of Montreal	n/a
Magna International	n/a
Niko Resources	n/a
Pacific Rubiales Energy	n/a
Petrobank Energy and Resources	n/a
Royal Bank of Canada	n/a
TD Bank	n/a
Teck Resources	n/a

The Great-West Life Assurance Company and key design are trademarks of The Great-West Life Assurance Company, used under licence by London Life and Canada Life for the promotion and marketing of insurance products. The fund operating expenses displayed do not include applicable taxes. The indicated fund performance reflects changes in unit value and reinvestment of all distributions and are after deduction of all fund operating expenses and applicable taxes, but before the deduction of investment management fees and applicable taxes. The historical performance shown is that of the London Life segregated fund or the underlying third-party fund. Performance data is provided for illustrative purposes only and represents past performance, which is not necessarily indicative of future performance. For more information on the fund and its holdings, call Access Line.